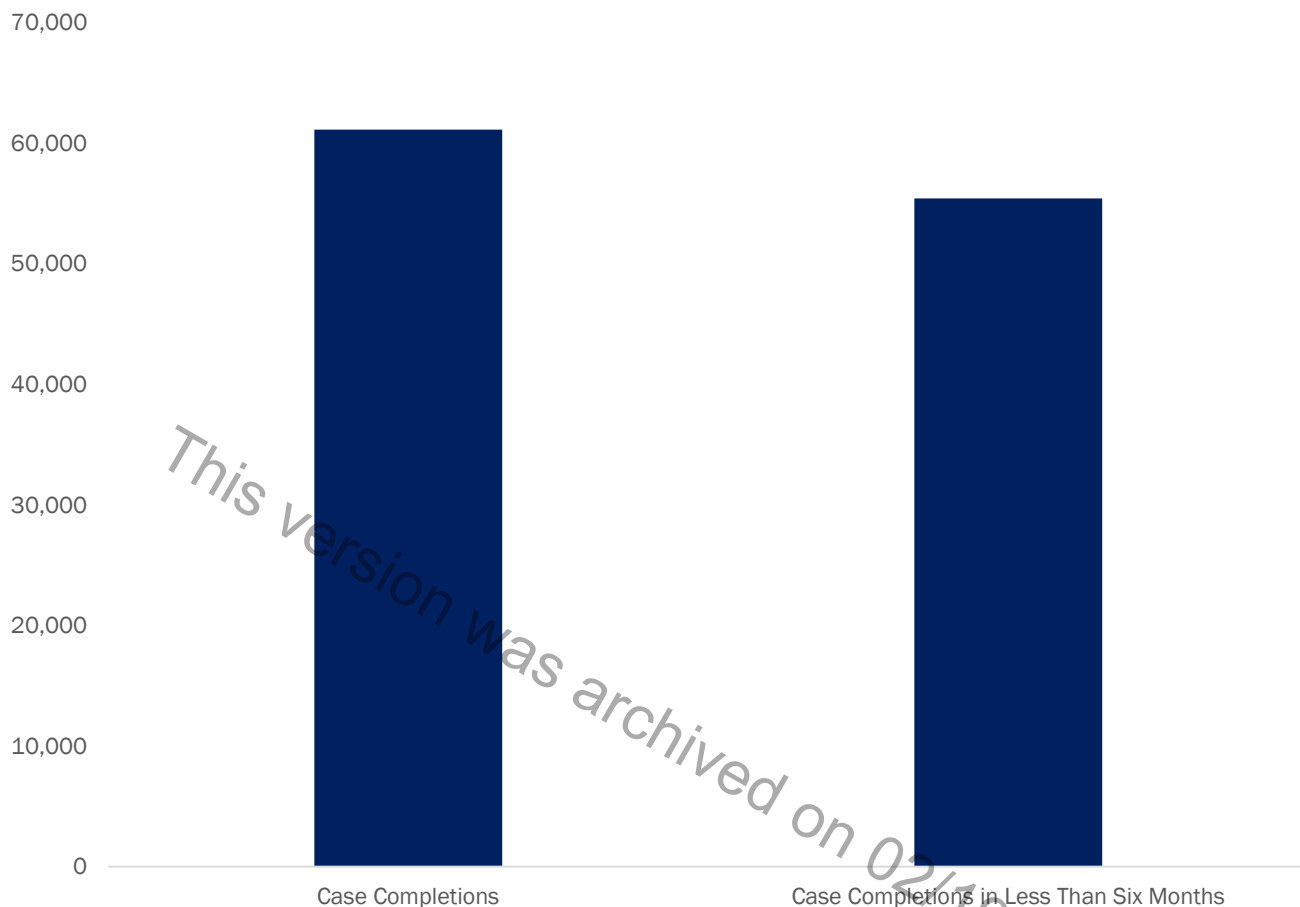


EXECUTIVE OFFICE FOR IMMIGRATION REVIEW ADJUDICATION STATISTICS

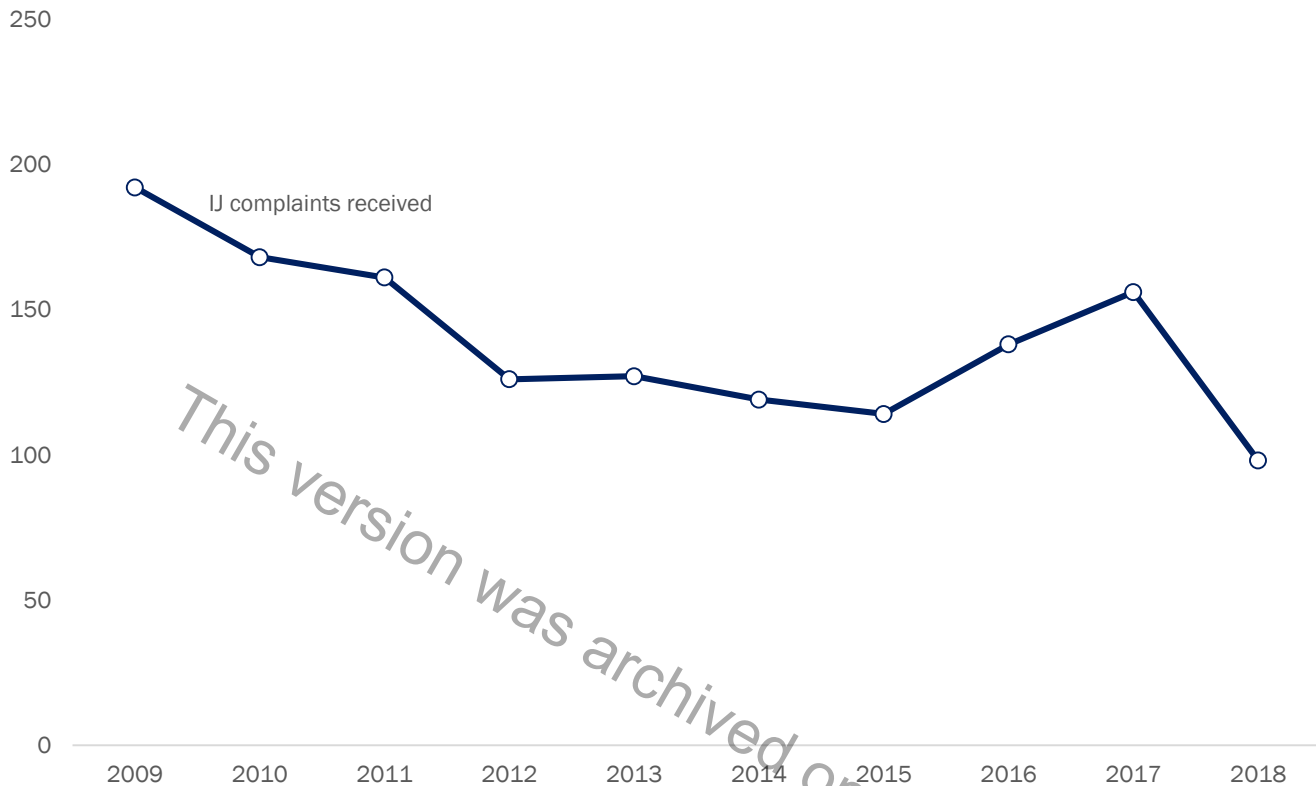
Percentage of DHS-Detained Cases Completed within Six Months¹



Fiscal Year	Case Completions	Case Completions in Less than Six Months	Percentage
2018	61,115	55,406	91%

EXECUTIVE OFFICE FOR IMMIGRATION REVIEW ADJUDICATION STATISTICS

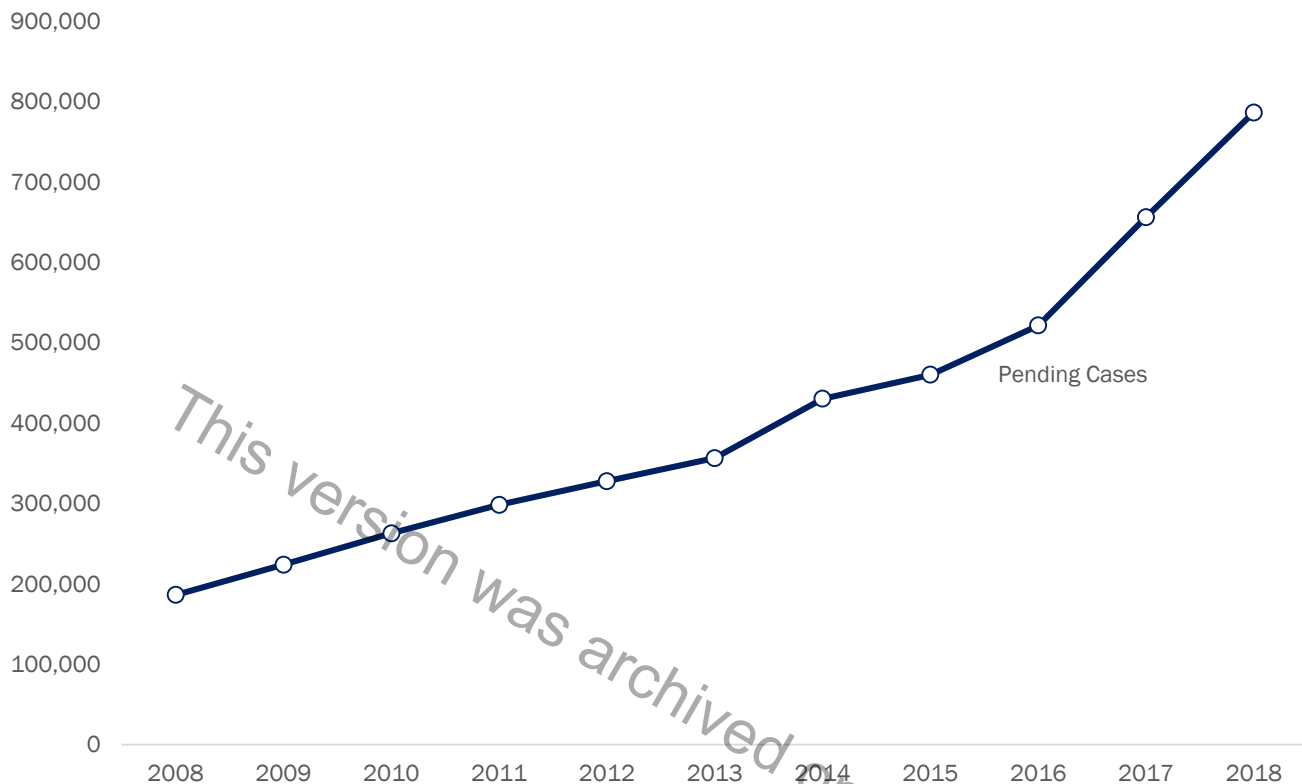
Immigration Judge (IJ) Complaints



FY	Initial Receipts
2009	192
2010	168
2011	161
2012	126
2013	127
2014	119
2015	114
2016	138
2017	156
2018	98

EXECUTIVE OFFICE FOR IMMIGRATION REVIEW ADJUDICATION STATISTICS

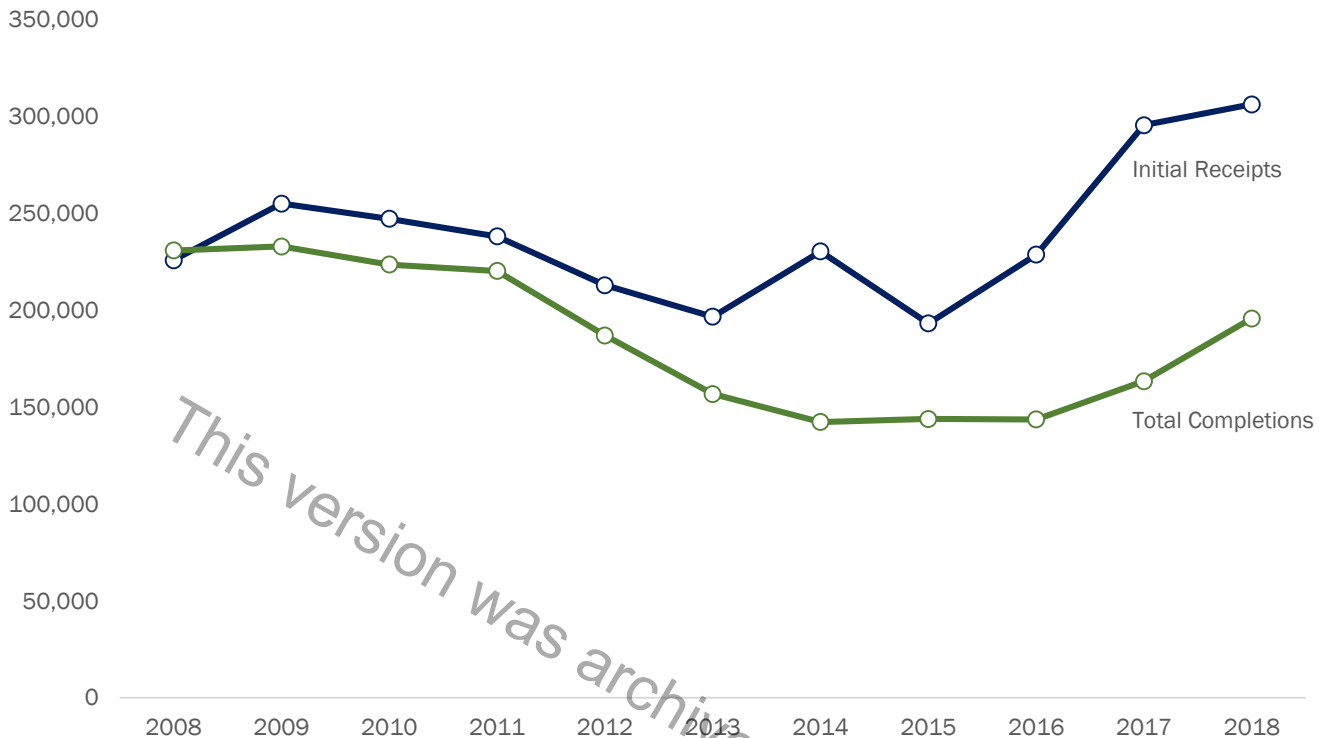
Pending Cases¹



FY	Pending Cases at End of Fiscal Year
2008	186,090
2009	223,759
2010	262,727
2011	298,187
2012	327,594
2013	356,243
2014	430,088
2015	459,987
2016	521,356
2017	655,850
2018	786,303

EXECUTIVE OFFICE FOR IMMIGRATION REVIEW ADJUDICATION STATISTICS

New Cases and Total Completions

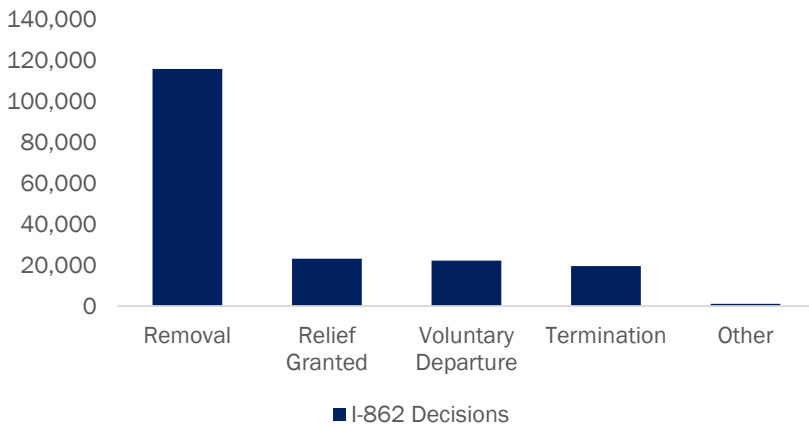


Fiscal Year	Initial Receipts ¹	Average Initial Receipts per Month	Total Completions ²	Average Total Completions per Month
2008	225,537	18,795	230,598	19,217
2009	254,776	21,231	232,677	19,390
2010	246,950	20,579	223,354	18,613
2011	237,899	19,825	220,016	18,335
2012	212,734	17,728	186,762	15,564
2013	196,413	16,368	156,575	13,048
2014	230,108	19,176	142,126	11,844
2015	192,992	16,083	143,718	11,977
2016	228,452	19,038	143,509	11,959
2017	295,214	24,601	163,158	13,597
2018	305,899	25,492	195,519	16,293

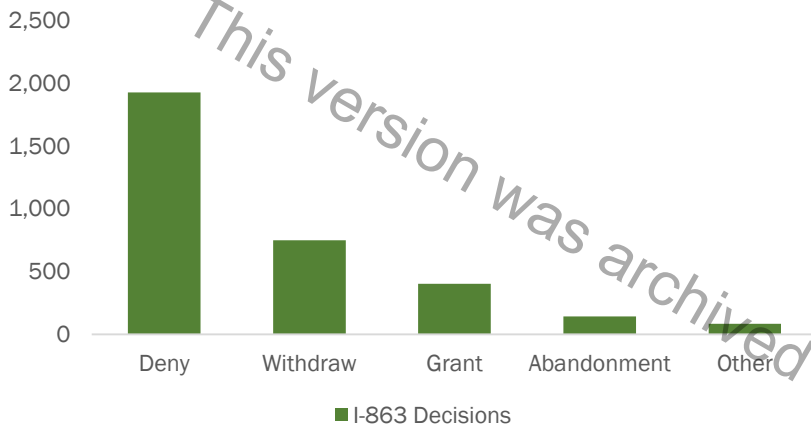
EXECUTIVE OFFICE FOR IMMIGRATION REVIEW

ADJUDICATION STATISTICS

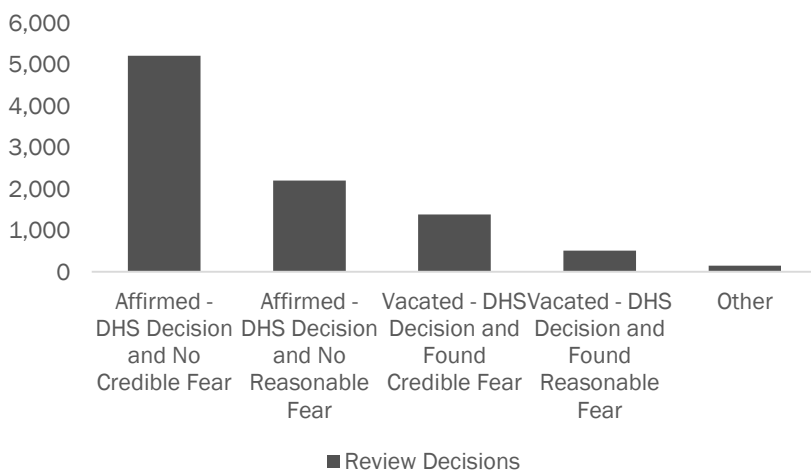
FY 2018 Decision Outcomes



I-862 Initial Case Decisions ¹	
Outcome	Decisions
Removal	115,567
Relief Granted	23,060
Voluntary Departure	22,128
Termination	19,469
Other	1,055



I-863 Initial Case Decisions ²	
Outcome	Decisions
Deny	1,923
Withdraw	748
Grant	402
Abandonment	143
Other	85



Review Initial Case Decisions ³	
Outcome	Decisions
Affirmed - DHS Decision and No Credible Fear	5,205
Affirmed - DHS Decision and No Reasonable Fear	2,194
Vacated - DHS Decision and Found Credible Fear	1,383
Vacated - DHS Decision and Found Reasonable Fear	506
Other	144

Data Generated: October 24, 2018

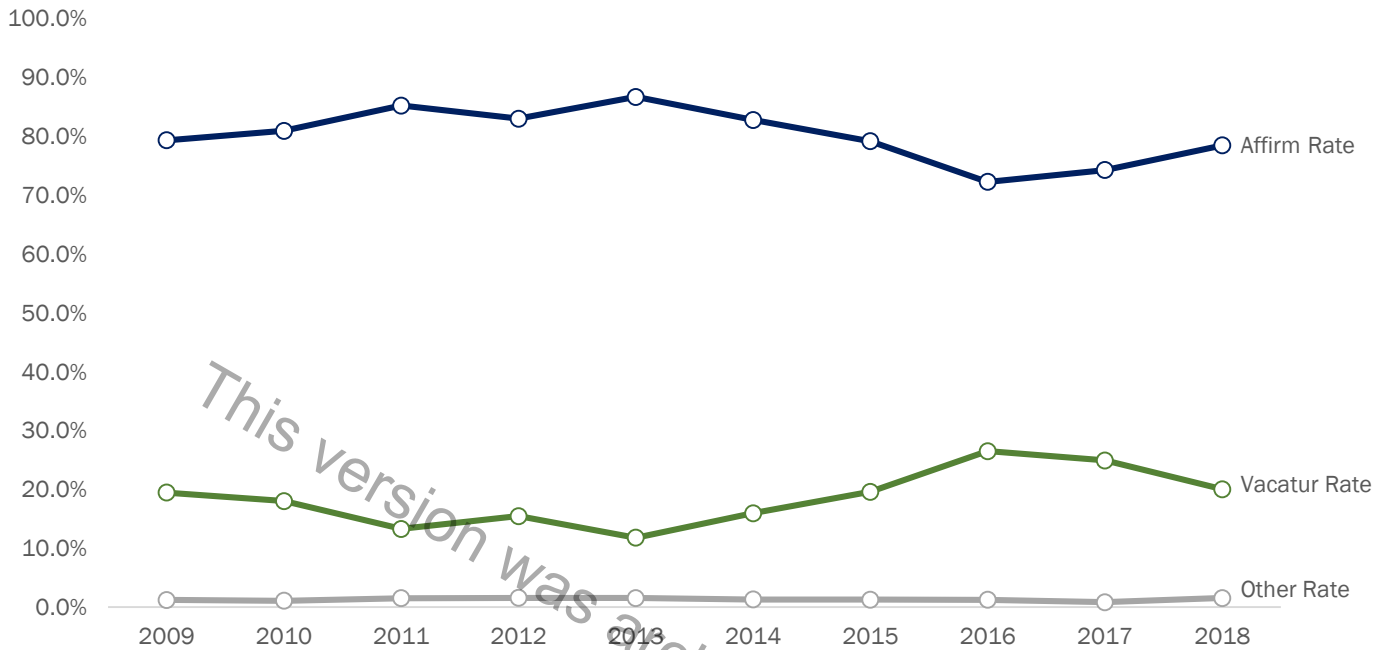
¹ Initial case decisions in: removal, deportation, and exclusion cases.

² Initial case decisions in: asylum only and withholding only cases.

³ Initial case decisions in: credible fear reviews, reasonable fear reviews, and claimed status reviews.

EXECUTIVE OFFICE FOR IMMIGRATION REVIEW ADJUDICATION STATISTICS

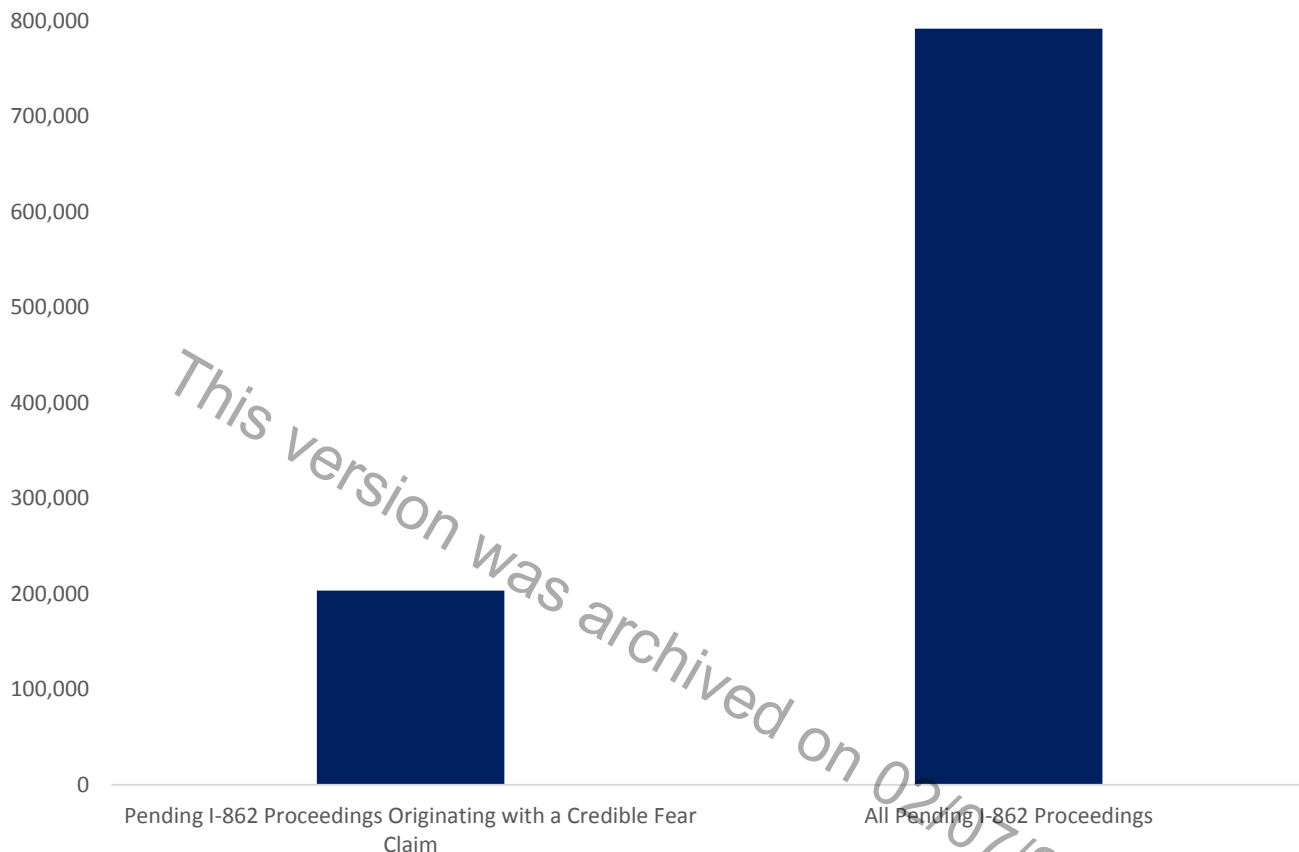
Credible Fear Review and Reasonable Fear Review Decisions



FY	Affirmed - DHS Decision and No Credible Fear	Affirmed - DHS Decision and No Reasonable Fear	Affirm Rate	Vacated - DHS Decision and Found Credible Fear	Vacated - DHS Decision and Found Reasonable Fear	Vacatur Rate	Other	Other Rate	Total
2009	683	173	79.3%	169	41	19.5%	13	1.2%	1,079
2010	908	310	80.9%	203	68	18.0%	16	1.1%	1,505
2011	774	363	85.2%	110	67	13.3%	20	1.5%	1,334
2012	617	612	83.0%	81	148	15.5%	23	1.6%	1,481
2013	1,503	977	86.7%	206	131	11.8%	44	1.5%	2,861
2014	5,232	1,439	82.8%	1,055	230	15.9%	104	1.3%	8,060
2015	5,217	2,053	79.2%	1,347	451	19.6%	115	1.3%	9,183
2016	5,333	1,914	72.3%	2,088	570	26.5%	123	1.2%	10,028
2017	4,852	1,812	74.3%	1,647	588	24.9%	73	0.8%	8,972
2018	5,205	2,194	78.5%	1,382	506	20.0%	144	1.5%	9,431

EXECUTIVE OFFICE FOR IMMIGRATION REVIEW ADJUDICATION STATISTICS

Pending I-862 Proceedings Originating With a Credible Fear Claim and All Pending I-862s¹



Pending I-862 Proceedings Originating with a Credible Fear Claim	All Pending I-862 Proceedings
203,569	791,821